



Transom concealed
door closer

DORMA RTS 84

The transom closer solution for doors with electronic security installed

Ideal for shopfitting for single action security doors, the RTS 84 provides a concealed, versatile, practical and quality assured solution.

The DORMA RTS 84 overcomes the common problem associated with transom concealed closers and electronic security installations. Combining a 3° offset spindle to the RTS 84 removes the threat of inefficient door closing due to the non

positive pressure associated with pivot mechanisms. Especially designed for single action pivot doors utilising electronic security, the RTS 84 maintains the aesthetic appearance of the door or floor surface. The majority of preparation can be accomplished by the fabricator prior to installation, leaving minimal on-site work. A complete line of accessories is available to accommodate virtually any door and frame.

Plus points

For the trade

- Available on request with weaker spring for special requirements
- Just one body for all types of fixings
- Retrofittable in place of most standard transom closers

For the installer

- No floor preparation necessary
- Comprehensive range of accessories
- Installation and setting adjustment possible before fixing the door set on site

For the architect/specifier

- Ideal for shop fitting and office door applications with electronic security installed
- Concealed unit for invisible installation

For the user

- No clattering of door or floor appearance
- Optional single point hold open
- Peace of mind knowing that your electronic security will engage by having the right transom closer installed for secure applications

Technical Data		RTS 84	
Spring Strength		EN 2	EN4
Standard doors 1)	up to 850mm 1100mm	○	–
Single Action doors	Right Hand (ISO5) Left Hand (ISO6)	*	*
Closing speed variable by valve adjustment		●	●
Backcheck		–	–
Delayed Action		–	–
Hold Open point 90°		○	○
Weight in kg		5	5
Dimensions in millimetres (body and fixing brackets only)	Length	315	315
	Width	94	94
	Height	38.5	38.5

● Yes – No ○ Option * Handed product

1) Maximum door opening angle 130°

Door stop necessary for doors which can open further than 130°

2) Maximum door weight for floor pivot –

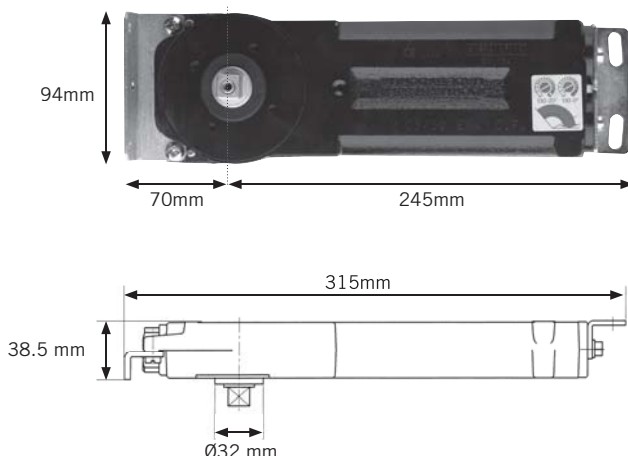
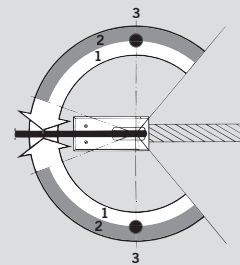
8550 and 8551 - 90kgs

8560G with 7421 or 7422 bottom strap - 200kgs

1 First adjusting closing range (130° - 0°)

2 Second adjusting closing range (130° - 20°)

3 Hold Open at 90° (optional extra)



The 3° offset spindle supplied as standard with all RTS84 transom closers provides for dependable positive pressure, securing doors against installed electronic security locks. (ISO5 Right Hand shown)



Accessories for single action centre pivoted doors with side load installation (70mm pivot point)

Side load installation is achieved by offering the door in the closed position, onto the floor pivot. The closer arm, fitted in the upper door rail, is connected to the spindle and secured with a clamping piece.

1 Closer arm with arm channel Art.-No. 8530

For top rails with a minimum 15mm channel depth and 38mm width. Minimum timber door thickness 48mm.

2 Closer arm side load Art.-No. D080.12

For timber doors with a minimum door thickness of 35mm. For doors above 48mm use Art.-No. 8530 Closer arm with arm channel.

3 Floor pivot set, total height 27mm Art.-No. 8550

For bottom rails with channel depth of 18-20mm. Floor portion of pivot is fitted directly to floor. Typical bottom pivot for timber door application.

4 Floor pivot set, total height 57mm Art.-No. 8551

For bottom rails with channel depth of 18-50mm. (Floor portion maybe shortened to suit bottom rail). Floor portion of pivot is fitted directly to floor. Typical bottom pivot for aluminium door application.

5 Floor pivot bearing with flat tapered spindle Art.-No. 8560G

With sealed roller bearing assembly, rust protected, for maximum door weights of 200kg when used with the RTS84, 7421 or 7422 bottom strap. Special pivots also available with extended spindles of 5, 10, 15, 20 and 50mm. Also available with standard spindle height for special environments (e.g. wet rooms) in stainless steel; Art.-No. 8560GE. Furthermore suitable for use on frameless glass doors when combined with DORMA bottom patch fittings and rails.

6 Bottom strap for Aluminium door Art.-No. 7422

Drop forged steel, zinc plated; adjustable to various frame profiles, for use with the 8560G bottom pivot.

7 Bottom strap for Timber door Art.-No. 7421

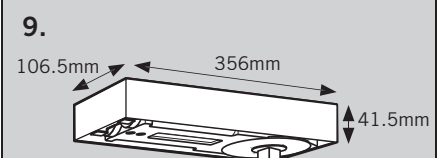
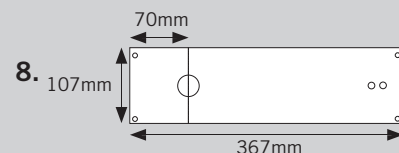
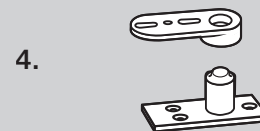
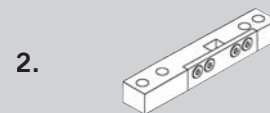
Drop forged steel, zinc plated door strap, for use with the 8560G bottom pivot.

8 Cover plate Art.-No. RTS84S

Cover plate for concealing transom closer in pressed metal or timber frames or plaster ceiling installations.

9 Metal box Art.-No. RTS85MB

Designed for ease of installation as a weld in option for pressed metal door frames or for mounting to steel or timber support structures in the ceiling. The metal box is pre prepared for the supplied fixing brackets and screw on cover plate.



DORMA Door Controls Pty Ltd

Head Office

Victorian & Tasmanian Sales Office

A.B.N 82 005 869 447
52 Abbott Road,
Hallam, Victoria
AUSTRALIA 3803
Telephone (03) 9796 3555
Facsimile (03) 9796 3955
Toll Free Facsimile 1800 333 309
www.dorma.com.au

New South Wales & A.C.T

Telephone (02) 9645 6455
Facsimile (02) 9645 4561

Queensland

Telephone (07) 3394 6810
Facsimile (07) 3394 2953

South Australia & Northern Territory

Telephone (08) 8289 3499
Facsimile (08) 8289 4463

Western Australia

Telephone (08) 9228 2322
Facsimile (08) 9228 2422

New Zealand

DORMA NZ Ltd
20 Sylvia Park Road
Mount Wellington
NEW ZEALAND
Telephone (09) 573 1999
Facsimile (09) 573 1991

